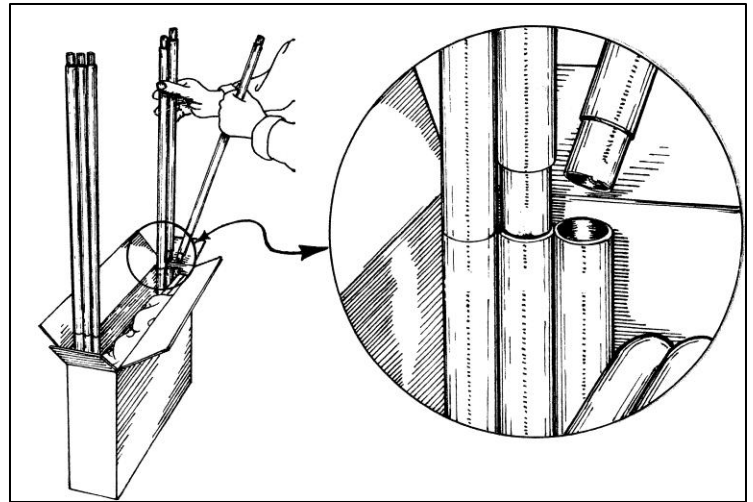




PLEASE READ BEFORE UNPACKING

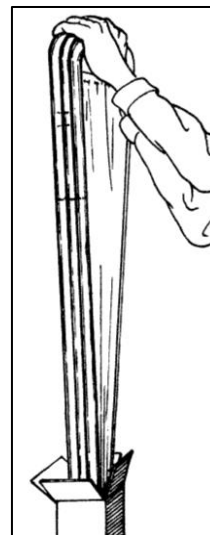
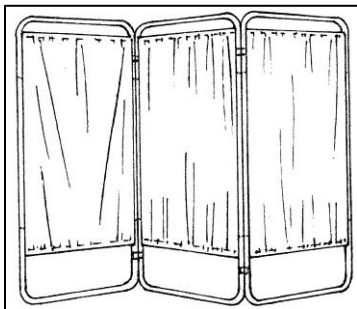
1. Pick up 6 straight tubes from top of opened carton. Do NOT remove screen from carton at this time.
2. Insert ends of straight tubes into tube ends exposed in carton, keeping register lines to inside of screen.



3. Lift top section of screen from carton and connect 3 tubes on left and then connect 3 tubes on right.



4. Grasping top of screen, push down and then gently twist back and forth to fully seat all joints.
5. Lift ready-to-use screen from carton.



Presco
Presco-Webber Corporation

PRESCO-WEBBER CORPORATION

The leader in feather-lite screens for over 50 years

PO Box 395
Manteo, NC 27954
Phone/Fax: (252) 473-1071